



SB-70 Series

Patent No.: 0500971.3 / 200530016183.8

PUSH SWITCH



SB-70



SB-70

Specification:

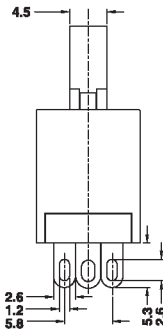
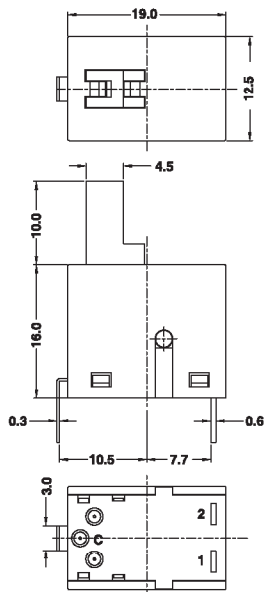
3(1)A 250VAC T85
6(4)A 250VAC T85
10(3)A 250VAC T85

5E4

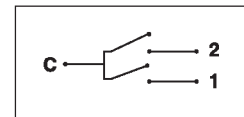


3A 250VAC T85
6A 125VAC

6.5A 250VAC T85
13A 125VAC



CIRCUIT DIAGRAM



SB-70

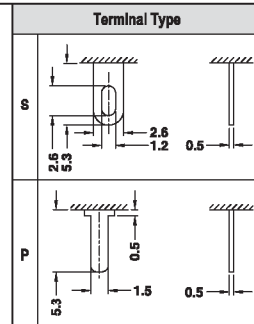
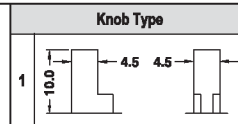


Circuit	
1	01
2	02
3	03
4	More

Current
S 3(1)A 250VAC
6A 125VAC
H 10(3)A 250VAC
6(4)A 250VAC 5E4
13A 125VAC

Base Color
BK Black

Knob Color
BK Black



Internal Use Only

CIRCUIT OPTIONS:

CIRCUIT: 01

POSITION	CONNECTED
1	NIL
2	C+1+2
3	C+2

CIRCUIT: 02

POSITION	CONNECTED
1	NIL
2	C+1
3	C+2

CIRCUIT: 03

POSITION	CONNECTED
1	NIL
2	C+1
3	C+1+2

For more circuit options, please call factory.